

# **TRIPLE S** *Customs*

## **HONDA CIVIC 1988-2006 VEHICLE WIRING**

WIRING INFORMATION 1988 Honda Civic

WIRE	WIRE COLOR	LOCATION
12V CONSTANT WIRE	WHITE/BLACK	Ignition harness
12V IGNITION WIRE	BLACK/YELLOW	Ignition harness
STARTER WIRE	BLACK/WHITE	Ignition harness
ACCESSORY WIRE	YELLOW	Ignition harness
SECOND ACCESSORY WIRE	BLUE/WHITE	Ignition harness
PARKING LIGHTS (+)	RED/GREEN	Harness At Steering Column
POWER DOOR LOCK (-)	GREEN/WHITE	At Door Lock Switch In Driver's Door
POWER DOOR UNLOCK (-)	GREEN/RED	At Door Lock Switch In Driver's Door
DOOR TRIGGER/ DOMELIGHT SUPERVISION (-)	GREEN/RED	Harness In Driver's Kick Panel
TRUNK TRIGGER (-)	GREEN/BLACK	Harness In Driver's Kick Panel
TACHOMETER WIRE	BLUE	At Distributor
BRAKE WIRE (+)	GREEN/WHITE	At Brake Pedal Switch
HORN TRIGGER (-) **Must use relay**	BLUE/RED	Harness At Steering Column
LEFT FRONT WINDOW UP	RED/BLUE	At Driver Window Motor Inside Door
LEFT FRONT WINDOW DOWN	RED/YELLOW	At Driver Window Motor Inside Door
RIGHT FRONT WINDOW UP	BLUE/GREEN	Harness In Driver's Kick From Driver Door
RIGHT FRONT WINDOW DOWN	BLUE/YELLOW	Harness In Driver's Kick From Driver Door
LEFT REAR WINDOW UP	GREEN	Harness In Driver's Kick From Driver Door
LEFT REAR WINDOW DOWN	GREEN/YELLOW	Harness In Driver's Kick From Driver Door
RIGHT REAR WINDOW UP	YELLOW/GREEN	Harness In Driver's Kick From Driver Door
RIGHT REAR WINDOW DOWN	YELLOW	Harness In Driver's Kick From Driver Door

WIRING INFORMATION 1989 Honda Civic

WIRE	WIRE COLOR	LOCATION
12V CONSTANT WIRE	WHITE/BLACK	Ignition harness
12V IGNITION WIRE	BLACK/YELLOW	Ignition harness
STARTER WIRE	BLACK/WHITE	Ignition harness
ACCESSORY WIRE	YELLOW	Ignition harness
SECOND ACCESSORY WIRE	BLUE/WHITE	Ignition harness
PARKING LIGHTS (+)	RED/GREEN	Harness At Steering Column
POWER DOOR LOCK (-)	GREEN/WHITE	At Door Lock Switch In Driver's Door
POWER DOOR UNLOCK (-)	GREEN/RED	At Door Lock Switch In Driver's Door
DOOR TRIGGER/ DOMELIGHT SUPERVISION (-)	GREEN/RED	Harness In Driver's Kick Panel
TRUNK TRIGGER (-)	GREEN/BLACK	Harness In Driver's Kick Panel
TACHOMETER WIRE	BLUE	At Distributor
BRAKE WIRE (+)	GREEN/WHITE	At Brake Pedal Switch
HORN TRIGGER (-) **Must use relay**	BLUE/RED	Harness At Steering Column
LEFT FRONT WINDOW UP	RED/BLUE	At Driver Window Motor Inside Door
LEFT FRONT WINDOW DOWN	RED/YELLOW	At Driver Window Motor Inside Door
RIGHT FRONT WINDOW UP	BLUE/GREEN	Harness In Driver's Kick From Driver Door
RIGHT FRONT WINDOW DOWN	BLUE/YELLOW	Harness In Driver's Kick From Driver Door
LEFT REAR WINDOW UP	GREEN	Harness In Driver's Kick From Driver Door
LEFT REAR WINDOW DOWN	GREEN/YELLOW	Harness In Driver's Kick From Driver Door
RIGHT REAR WINDOW UP	YELLOW/GREEN	Harness In Driver's Kick From Driver Door
RIGHT REAR WINDOW DOWN	YELLOW	Harness In Driver's Kick From Driver Door

WIRING INFORMATION 1990 Honda Civic

WIRE	WIRE COLOR	LOCATION
12V CONSTANT WIRE	WHITE/BLACK	Ignition harness
12V IGNITION WIRE	BLACK/YELLOW	Ignition harness
STARTER WIRE	BLACK/WHITE	Ignition harness
ACCESSORY WIRE	YELLOW	Ignition harness
SECOND ACCESSORY WIRE	BLUE/WHITE	Ignition harness
PARKING LIGHTS (+)	RED/GREEN	Harness At Steering Column
POWER DOOR LOCK (-)	GREEN/WHITE	At Door Lock Switch In Driver's Door
POWER DOOR UNLOCK (-)	GREEN/RED	At Door Lock Switch In Driver's Door
DOOR TRIGGER/ DOMELIGHT SUPERVISION (-)	GREEN/RED	Harness In Driver's Kick Panel
TRUNK TRIGGER (-)	GREEN/BLACK	Harness In Driver's Kick Panel
TACHOMETER WIRE	BLUE	At Distributor
BRAKE WIRE (+)	GREEN/WHITE	At Brake Pedal Switch
HORN TRIGGER (-) **Must use relay**	BLUE/RED	Harness At Steering Column
LEFT FRONT WINDOW UP	RED/BLUE	At Driver Window Motor Inside Door
LEFT FRONT WINDOW DOWN	RED/YELLOW	At Driver Window Motor Inside Door
RIGHT FRONT WINDOW UP	BLUE/GREEN	Harness In Driver's Kick From Driver Door
RIGHT FRONT WINDOW DOWN	BLUE/YELLOW	Harness In Driver's Kick From Driver Door
LEFT REAR WINDOW UP	GREEN	Harness In Driver's Kick From Driver Door
LEFT REAR WINDOW DOWN	GREEN/YELLOW	Harness In Driver's Kick From Driver Door
RIGHT REAR WINDOW UP	YELLOW/GREEN	Harness In Driver's Kick From Driver Door
RIGHT REAR WINDOW DOWN	YELLOW	Harness In Driver's Kick From Driver Door

WIRING INFORMATION 1991 Honda Civic

WIRE	WIRE COLOR	LOCATION
12V CONSTANT WIRE	WHITE/BLACK	Ignition harness
12V IGNITION WIRE	BLACK/YELLOW	Ignition harness
STARTER WIRE	BLACK/WHITE	Ignition harness
ACCESSORY WIRE	YELLOW	Ignition harness
SECOND ACCESSORY WIRE	BLUE/WHITE	Ignition harness
PARKING LIGHTS (+)	RED/GREEN	Harness At Steering Column
POWER DOOR LOCK (-)	GREEN/WHITE	At Door Lock Switch In Driver's Door
POWER DOOR UNLOCK (-)	GREEN/RED	At Door Lock Switch In Driver's Door
DOOR TRIGGER/ DOMELIGHT SUPERVISION (-)	GREEN/RED	Harness In Driver's Kick Panel
TRUNK TRIGGER (-)	GREEN/BLACK	Harness In Driver's Kick Panel
TACHOMETER WIRE	BLUE	At Distributor
BRAKE WIRE (+)	GREEN/WHITE	At Brake Pedal Switch
HORN TRIGGER (-) **Must use relay**	BLUE/RED	Harness At Steering Column
LEFT FRONT WINDOW UP	RED/BLUE	At Driver Window Motor Inside Door
LEFT FRONT WINDOW DOWN	RED/YELLOW	At Driver Window Motor Inside Door
RIGHT FRONT WINDOW UP	BLUE/GREEN	Harness In Driver's Kick From Driver Door
RIGHT FRONT WINDOW DOWN	BLUE/YELLOW	Harness In Driver's Kick From Driver Door
LEFT REAR WINDOW UP	GREEN	Harness In Driver's Kick From Driver Door
LEFT REAR WINDOW DOWN	GREEN/YELLOW	Harness In Driver's Kick From Driver Door
RIGHT REAR WINDOW UP	YELLOW/GREEN	Harness In Driver's Kick From Driver Door
RIGHT REAR WINDOW DOWN	YELLOW	Harness In Driver's Kick From Driver Door

WIRING INFORMATION 1992 Honda Civic

WIRE	WIRE COLOR	LOCATION
12V CONSTANT WIRE	WHITE	Ignition Harness
12V IGNITION WIRE	BLACK/YELLOW	Ignition Harness
STARTER WIRE	BLACK/WHITE	Ignition Harness
ACCESSORY WIRE	YELLOW	Ignition Harness
PARKING LIGHTS (+)	RED/BLACK	Harness At Top Of Fuse Box
POWER DOOR LOCK (-)	GREEN/WHITE	At Module Above Speaker Inside Driver's Door
POWER DOOR UNLOCK (-)	GREEN/RED	At Module Above Speaker Inside Driver's Door
DOOR TRIGGER WIRE/ DOMELIGHT SUPERVISION (-)	LT.GREEN/RED	Harness In Driver's Kick Panel
TRUNK TRIGGER (-)	GREEN/BLACK	Harness Above Fuse Box
TACHOMETER WIRE	BLUE	Small Plug By Hood Prop
BRAKE WIRE (+)	GREEN/WHITE	At Brake Pedal Switch
HORN TRIGGER (-) **Must use relay**	BLUE/GREEN	Harness At Steering Column
LEFT FRONT WINDOW UP	RED/BLUE	At Driver Window Motor Inside Door
LEFT FRONT WINDOW DOWN	RED/YELLOW	At Driver Window Motor Inside Door
RIGHT FRONT WINDOW UP	BLUE/GREEN	Harness In Driver's Kick From Driver Door
RIGHT FRONT WINDOW DOWN	BLUE/YELLOW	Harness In Driver's Kick From Driver Door
LEFT REAR WINDOW UP	GREEN	Harness In Driver's Kick From Driver Door
LEFT REAR WINDOW DOWN	GREEN/YELLOW	Harness In Driver's Kick From Driver Door
RIGHT REAR WINDOW UP	YELLOW/GREEN	Harness In Driver's Kick From Driver Door
RIGHT REAR WINDOW DOWN	YELLOW	Harness In Driver's Kick From Driver Door

WIRING INFORMATION 1993 Honda Civic

WIRE	WIRE COLOR	LOCATION
12V CONSTANT WIRE	WHITE	Ignition Harness
12V IGNITION WIRE	BLACK/YELLOW	Ignition Harness
STARTER WIRE	BLACK/WHITE	Ignition Harness
ACCESSORY WIRE	YELLOW	Ignition Harness
PARKING LIGHTS (+)	RED/BLACK	Harness At Top Of Fuse Box
POWER DOOR LOCK (-)	GREEN/WHITE	At Module Above Speaker Inside Driver's Door
POWER DOOR UNLOCK (-)	GREEN/RED	At Module Above Speaker Inside Driver's Door
DOOR TRIGGER WIRE/ DOMELIGHT SUPERVISION (-)	LT.GREEN/RED	Harness In Driver's Kick Panel
TRUNK TRIGGER (-)	GREEN/BLACK	Harness Above Fuse Box
TACHOMETER WIRE	BLUE	Small Plug By Hood Prop
BRAKE WIRE (+)	GREEN/WHITE	At Brake Pedal Switch
HORN TRIGGER (-) **Must use relay**	BLUE/GREEN	Harness At Steering Column
LEFT FRONT WINDOW UP	RED/BLUE	At Driver Window Motor Inside Door
LEFT FRONT WINDOW DOWN	RED/YELLOW	At Driver Window Motor Inside Door
RIGHT FRONT WINDOW UP	BLUE/GREEN	Harness In Driver's Kick From Driver Door
RIGHT FRONT WINDOW DOWN	BLUE/YELLOW	Harness In Driver's Kick From Driver Door
LEFT REAR WINDOW UP	GREEN	Harness In Driver's Kick From Driver Door
LEFT REAR WINDOW DOWN	GREEN/YELLOW	Harness In Driver's Kick From Driver Door
RIGHT REAR WINDOW UP	YELLOW/GREEN	Harness In Driver's Kick From Driver Door
RIGHT REAR WINDOW DOWN	YELLOW	Harness In Driver's Kick From Driver Door

WIRING INFORMATION 1994 Honda Civic

WIRE	WIRE COLOR	LOCATION
12V CONSTANT WIRE	WHITE	Steering column
12V IGNITION WIRE	BLACK/YELLOW	Steering column
STARTER WIRE	BLACK/WHITE	Steering column
ACCESSORY WIRE	YELLOW	Steering column
PARKING LIGHTS (+)	RED/BLACK	Fuse box or driver's kick panel
POWER DOOR LOCK (-)	GREEN/WHITE	Small Harness Tied In Blue Tape Located Behind Fuse Box
POWER DOOR UNLOCK (-)	GREEN/RED	Small Harness Tied In Blue Tape Located Behind Fuse Box
DOOR TRIGGER/ DOMELIGHT SUPERVISION (-)	LT.GREEN/RED	Harness In Driver's Kick Panel
TRUNK TRIGGER (-)	GREEN/BLACK or GREEN (2-door models)	Harness Above Fuse Box
TACHOMETER WIRE	BLUE	At Distributor
BRAKE WIRE (+)	GREEN/WHITE	Plug At Brake Pedal Switch
HORN TRIGGER (-) **Must use relay**	BLUE/GREEN	Harness At Steering Column
LEFT FRONT WINDOW UP	RED/YELLOW	At Driver Window Motor Inside Door
LEFT FRONT WINDOW DOWN	RED/BLUE	At Driver Window Motor Inside Door
RIGHT FRONT WINDOW UP	BLUE/YELLOW	Harness In Driver's Kick From Driver Door
RIGHT FRONT WINDOW DOWN	BLUE/GREEN	Harness In Driver's Kick From Driver Door
LEFT REAR WINDOW UP	YELLOW	Harness In Driver's Kick From Driver Door
LEFT REAR WINDOW DOWN	YELLOW/GREEN	Harness In Driver's Kick From Driver Door
RIGHT REAR WINDOW UP	YELLOW	Harness In Driver's Kick From Driver Door
RIGHT REAR WINDOW DOWN	YELLOW/GREEN	Harness In Driver's Kick From Driver Door

WIRING INFORMATION 1995 Honda Civic

WIRE	WIRE COLOR	LOCATION
12V CONSTANT WIRE	WHITE	Steering column
12V IGNITION WIRE	BLACK/YELLOW	Steering column
STARTER WIRE	BLACK/WHITE	Steering column
ACCESSORY WIRE	YELLOW	Steering column
PARKING LIGHTS (+)	RED/BLACK	Fuse box or driver's kick panel
POWER DOOR LOCK (-)	GREEN/WHITE	Small Harness Tied In Blue Tape Located Behind Fuse Box
POWER DOOR UNLOCK (-)	GREEN/RED	Small Harness Tied In Blue Tape Located Behind Fuse Box
DOOR TRIGGER/ DOMELIGHT SUPERVISION (-)	LT.GREEN/RED	Harness In Driver's Kick Panel
TRUNK TRIGGER (-)	GREEN/BLACK or GREEN (2-door models)	Harness Above Fuse Box
TACHOMETER WIRE	BLUE	At Distributor
BRAKE WIRE (+)	GREEN/WHITE	Plug At Brake Pedal Switch
HORN TRIGGER (-) **Must use relay**	BLUE/GREEN	Harness At Steering Column
LEFT FRONT WINDOW UP	RED/BLUE	At Driver Window Motor Inside Door
LEFT FRONT WINDOW DOWN	RED/YELLOW	At Driver Window Motor Inside Door
RIGHT FRONT WINDOW UP	BLUE/GREEN	Harness In Driver's Kick From Driver Door
RIGHT FRONT WINDOW DOWN	BLUE/YELLOW	Harness In Driver's Kick From Driver Door
LEFT REAR WINDOW UP	GREEN	Harness In Driver's Kick From Driver Door
LEFT REAR WINDOW DOWN	GREEN/YELLOW	Harness In Driver's Kick From Driver Door
RIGHT REAR WINDOW UP	YELLOW/GREEN	Harness In Driver's Kick From Driver Door
RIGHT REAR WINDOW DOWN	YELLOW	Harness In Driver's Kick From Driver Door

WIRING INFORMATION 1996 Honda Civic DX/CX Models

WIRE	WIRE COLOR	LOCATION
12V CONSTANT WIRE	WHITE	Ignition harness
12V IGNITION WIRE	BLACK/YELLOW	Ignition harness
SECOND IGNITION WIRE	YELLOW	Ignition harness
STARTER WIRE	BLACK/WHITE	Ignition harness
ACCESSORY WIRE	WHITE/BLACK	Ignition harness
PARKING LIGHTS (+)	RED/BLACK	Harness At Fuse Box
DOOR TRIGGER/ DOMELIGHT SUPERVISION (-)	GREEN/BLACK	In Driver's "A" Pillar
TRUNK TRIGGER (-)	BLUE/BLACK	Harness At Fuse Box
Hatchback model does NOT have a trunk trigger wire.		
TACHOMETER WIRE	BLUE	Single Wire Plug By Driver's Strut Tower
BRAKE WIRE (+)	GREEN/WHITE	At Brake Pedal Switch
HORN TRIGGER (-)	GRAY or BLUE	Harness At Steering Column

WIRING INFORMATION 1997 Honda Civic DX/CX Models




WIRE	WIRE COLOR	LOCATION
12V CONSTANT WIRE	WHITE	Ignition harness
12V IGNITION WIRE	BLACK/YELLOW	Ignition harness
SECOND IGNITION WIRE	YELLOW	Ignition harness
STARTER WIRE	BLACK/WHITE	Ignition harness
ACCESSORY WIRE	WHITE/BLACK	Ignition harness
PARKING LIGHTS (+)	RED/BLACK	Harness At Fuse Box
DOOR TRIGGER/ DOMELIGHT SUPERVISION (-)	GREEN/BLACK	In Driver's "A" Pillar
TRUNK TRIGGER (-)	BLUE/BLACK	Harness At Fuse Box
Hatchback model does NOT have a trunk trigger wire.		
TACHOMETER WIRE	BLUE	Single Wire Plug By Driver's Strut Tower
BRAKE WIRE (+)	GREEN/WHITE	At Brake Pedal Switch
HORN TRIGGER (-)	GRAY or BLUE	Harness At Steering Column

WIRING INFORMATION 1998 Honda Civic DX/CX Models

WIRE	WIRE COLOR	LOCATION
12V CONSTANT WIRE	WHITE	Ignition harness
12V IGNITION WIRE	BLACK/YELLOW	Ignition harness
SECOND IGNITION WIRE	YELLOW	Ignition harness
STARTER WIRE	BLACK/WHITE	Ignition harness
ACCESSORY WIRE	WHITE/BLACK	Ignition harness
PARKING LIGHTS (+)	RED/BLACK	Harness At Fuse Box
DOOR TRIGGER/ DOMELIGHT SUPERVISION (-)	GREEN/BLACK	In Driver's "A" Pillar
TRUNK TRIGGER (-)	BLUE/BLACK	Harness At Fuse Box
Hatchback model does NOT have a trunk trigger wire.		
TACHOMETER WIRE	BLUE	Single Wire Plug By Driver's Strut Tower
BRAKE WIRE (+)	GREEN/WHITE	At Brake Pedal Switch
HORN TRIGGER (-)	GRAY or BLUE	Harness At Steering Column




WIRING INFORMATION 1996 Honda Civic HX/LX/EX Models

WIRE	WIRE COLOR	LOCATION
12V CONSTANT WIRE	WHITE	Ignition harness
12V IGNITION WIRE	BLACK/YELLOW	Ignition harness
SECOND IGNITION WIRE	YELLOW	Ignition harness
STARTER WIRE	BLACK/WHITE	Ignition harness
ACCESSORY WIRE	WHITE/BLACK	Ignition harness
PARKING LIGHTS (+)	RED/BLACK	In Large Light Green Connector Above Fuse Box
POWER DOOR LOCK (-)	GREEN/WHITE	In Green 16-Pin Connector Behind Radio
POWER DOOR UNLOCK (-)	GREEN/ORANGE	In Green 16-Pin Connector Behind Radio
DOOR TRIGGER (-)	LT.GREEN/RED	In Green 22-Pin Connector Behind Radio
DOMELIGHT SUPERVISION (-)	LT.GREEN/BLACK	In Green 16-Pin Connector Behind Radio
TRUNK TRIGGER (-)	BLUE/BLACK	In Green 22-Pin Connector Behind Radio
TACHOMETER	BLUE	Single Wire Plug By Driver's Strut Tower
BRAKE WIRE (+)	GREEN/WHITE	Harness At Brake Pedal Switch
HORN TRIGGER (-)	GRAY or BLUE	In Green 16-Pin Connector Behind Radio
LEFT FRONT WINDOW UP	RED/BLUE	At Driver Window Motor Inside Door
LEFT FRONT WINDOW DOWN	RED/YELLOW	At Driver Window Motor Inside Door
RIGHT FRONT WINDOW UP	BLUE/GREEN	Harness In Driver's Kick From Driver Door
RIGHT FRONT WINDOW DOWN	BLUE/YELLOW	Harness In Driver's Kick From Driver Door
LEFT REAR WINDOW UP	GREEN	Harness In Driver's Kick From Driver Door
LEFT REAR WINDOW DOWN	GREEN/YELLOW	Harness In Driver's Kick From Driver Door
RIGHT REAR WINDOW UP	YELLOW/GREEN	Harness In Driver's Kick From Driver Door
RIGHT REAR WINDOW DOWN	YELLOW	Harness In Driver's Kick From Driver Door



WIRING INFORMATION 1997 Honda Civic HX/LX/EX Models



WIRE	WIRE COLOR	LOCATION
12V CONSTANT WIRE	WHITE	Ignition harness
12V IGNITION WIRE	BLACK/YELLOW	Ignition harness
SECOND IGNITION WIRE	YELLOW	Ignition harness
STARTER WIRE	BLACK/WHITE	Ignition harness
ACCESSORY WIRE	WHITE/BLACK	Ignition harness
PARKING LIGHTS (+)	RED/BLACK	In Large Light Green Connector Above Fuse Box
POWER DOOR LOCK (-)	GREEN/WHITE	In Green 16-Pin Connector Behind Radio
POWER DOOR UNLOCK (-)	GREEN/ORANGE	In Green 16-Pin Connector Behind Radio
DOOR TRIGGER (-)	LT.GREEN/RED	In Green 22-Pin Connector Behind Radio
DOMELIGHT SUPERVISION (-)	LT.GREEN/BLACK	In Green 16-Pin Connector Behind Radio
TRUNK TRIGGER (-)	BLUE/BLACK	In Green 22-Pin Connector Behind Radio
TACHOMETER	BLUE	Single Wire Plug By Driver's Strut Tower
BRAKE WIRE (+)	GREEN/WHITE	Harness At Brake Pedal Switch
HORN TRIGGER (-)	GRAY or BLUE	In Green 16-Pin Connector Behind Radio
LEFT FRONT WINDOW UP	RED/BLUE	At Driver Window Motor Inside Door
LEFT FRONT WINDOW DOWN	RED/YELLOW	At Driver Window Motor Inside Door
RIGHT FRONT WINDOW UP	BLUE/GREEN	Harness In Driver's Kick From Driver Door
RIGHT FRONT WINDOW DOWN	BLUE/YELLOW	Harness In Driver's Kick From Driver Door
LEFT REAR WINDOW UP	GREEN	Harness In Driver's Kick From Driver Door
LEFT REAR WINDOW DOWN	GREEN/YELLOW	Harness In Driver's Kick From Driver Door
RIGHT REAR WINDOW UP	YELLOW/GREEN	Harness In Driver's Kick From Driver Door
RIGHT REAR WINDOW DOWN	YELLOW	Harness In Driver's Kick From Driver Door





WIRING INFORMATION 1998 Honda Civic HX/LX/EX Models

WIRE	WIRE COLOR	LOCATION
12V CONSTANT WIRE	WHITE	Ignition harness
12V IGNITION WIRE	BLACK/YELLOW	Ignition harness
SECOND IGNITION WIRE	YELLOW	Ignition harness
STARTER WIRE	BLACK/WHITE	Ignition harness
ACCESSORY WIRE	WHITE/BLACK	Ignition harness
PARKING LIGHTS (+)	RED/BLACK	In Large Light Green Connector Above Fuse Box
POWER DOOR LOCK (-)	GREEN/WHITE	In Green 16-Pin Connector Behind Radio
POWER DOOR UNLOCK (-)	GREEN/ORANGE	In Green 16-Pin Connector Behind Radio
DOOR TRIGGER (-)	LT.GREEN/RED	In Green 22-Pin Connector Behind Radio
DOMELIGHT SUPERVISION (-)	LT.GREEN/BLACK	In Green 16-Pin Connector Behind Radio
TRUNK TRIGGER (-)	BLUE/BLACK	In Green 22-Pin Connector Behind Radio
TACHOMETER	BLUE	Single Wire Plug By Driver's Strut Tower
BRAKE WIRE (+)	GREEN/WHITE	Harness At Brake Pedal Switch
HORN TRIGGER (-)	GRAY or BLUE	In Green 16-Pin Connector Behind Radio
LEFT FRONT WINDOW UP	RED/BLUE	At Driver Window Motor Inside Door
LEFT FRONT WINDOW DOWN	RED/YELLOW	At Driver Window Motor Inside Door
RIGHT FRONT WINDOW UP	BLUE/GREEN	Harness In Driver's Kick From Driver Door
RIGHT FRONT WINDOW DOWN	BLUE/YELLOW	Harness In Driver's Kick From Driver Door
LEFT REAR WINDOW UP	GREEN	Harness In Driver's Kick From Driver Door
LEFT REAR WINDOW DOWN	GREEN/YELLOW	Harness In Driver's Kick From Driver Door
RIGHT REAR WINDOW UP	YELLOW/GREEN	Harness In Driver's Kick From Driver Door
RIGHT REAR WINDOW DOWN	YELLOW	Harness In Driver's Kick From Driver Door



WIRING INFORMATION 1999 Honda Civic

WIRE	WIRE COLOR	LOCATION
12V CONSTANT WIRE	WHITE	Ignition harness
12V IGNITION WIRE	BLACK/YELLOW	Ignition harness
SECOND IGNITION WIRE	YELLOW	Ignition harness
STARTER WIRE	BLACK/WHITE	Ignition harness
ACCESSORY WIRE	WHITE/BLACK	Ignition harness
PARKING LIGHTS (+)	RED/BLACK	Harness At Fuse Box
POWER DOOR LOCK (-)	GREEN/WHITE	OEM Keyless Entry Module In Driver's Kick Panel
POWER DOOR UNLOCK (-)	GREEN/ORANGE	OEM Keyless Entry Module In Driver's Kick Panel
DOOR TRIGGER (-)	LT.GREEN/RED	Harness At Fuse Box Or Green OEM Alarm Plug Under Dash Right Of Column
DOMELIGHT SUPERVISION (-)		Use door trigger
TRUNK TRIGGER (-)	BLUE/BLACK	Harness At Fuse Box Or Green OEM Alarm Plug Under Dash Right Of Column
TACHOMETER WIRE	BLUE	Single Wire Plug By Driver's Strut Tower
BRAKE WIRE (+)	GREEN/WHITE	At Brake Pedal Switch
HORN TRIGGER (-)	GRAY	Green OEM Alarm Plug Under Dash Right Of Column
LEFT FRONT WINDOW UP	RED/BLUE	At Driver Window Motor Inside Door
LEFT FRONT WINDOW DOWN	RED/YELLOW	At Driver Window Motor Inside Door
RIGHT FRONT WINDOW UP	BLUE/GREEN	Harness In Driver's Kick From Driver Door
RIGHT FRONT WINDOW DOWN	BLUE/YELLOW	Harness In Driver's Kick From Driver Door
LEFT REAR WINDOW UP	GREEN	Harness In Driver's Kick From Driver Door
LEFT REAR WINDOW DOWN	GREEN/YELLOW	Harness In Driver's Kick From Driver Door
RIGHT REAR WINDOW UP	YELLOW/GREEN	Harness In Driver's Kick From Driver Door
RIGHT REAR WINDOW DOWN	YELLOW	Harness In Driver's Kick From Driver Door



WIRING INFORMATION 2000 Honda Civic

WIRE	WIRE COLOR	LOCATION
12V CONSTANT WIRE	WHITE	Ignition harness
12V IGNITION WIRE	BLACK/YELLOW	Ignition harness
SECOND IGNITION WIRE	YELLOW	Ignition harness
STARTER WIRE	BLACK/WHITE	Ignition harness
ACCESSORY WIRE	WHITE/BLACK	Ignition harness
PARKING LIGHTS (+)	RED/BLACK	Harness At Fuse Box
POWER DOOR LOCK (-)	GREEN/WHITE	OEM Keyless Entry Module In Driver's Kick Panel
POWER DOOR UNLOCK (-)	GREEN/ORANGE	OEM Keyless Entry Module In Driver's Kick Panel
DOOR TRIGGER (-)	LT.GREEN/RED	Harness At Fuse Box Or Green OEM Alarm Plug Under Dash Right Of Column
DOMELIGHT SUPERVISION (-)		Use door trigger
TRUNK TRIGGER (-)	BLUE/BLACK	Harness At Fuse Box Or Green OEM Alarm Plug Under Dash Right Of Column
TACHOMETER WIRE	BLUE	Single Wire Plug By Driver's Strut Tower
BRAKE WIRE (+)	GREEN/WHITE	At Brake Pedal Switch
HORN TRIGGER (-)	GRAY	Green OEM Alarm Plug Under Dash Right Of Column
LEFT FRONT WINDOW UP	RED/BLUE	At Driver Window Motor Inside Door
LEFT FRONT WINDOW DOWN	RED/YELLOW	At Driver Window Motor Inside Door
RIGHT FRONT WINDOW UP	BLUE/GREEN	Harness In Driver's Kick From Driver Door
RIGHT FRONT WINDOW DOWN	BLUE/YELLOW	Harness In Driver's Kick From Driver Door
LEFT REAR WINDOW UP	GREEN	Harness In Driver's Kick From Driver Door
LEFT REAR WINDOW DOWN	GREEN/YELLOW	Harness In Driver's Kick From Driver Door
RIGHT REAR WINDOW UP	YELLOW/GREEN	Harness In Driver's Kick From Driver Door
RIGHT REAR WINDOW DOWN	YELLOW	Harness In Driver's Kick From Driver Door

WIRING INFORMATION 2001 Honda Civic

WIRE	WIRE COLOR	LOCATION
12V CONSTANT WIRE	WHITE	Ignition harness
12V IGNITION WIRE	BLACK/YELLOW	Ignition harness
STARTER WIRE	BLACK/WHITE	Ignition harness
12V ACCESSORY WIRE	BLACK/RED	Ignition harness
SECOND ACCESSORY WIRE	WHITE/RED	Ignition harness
PARKING LIGHTS (-)	BLUE	Green OEM Alarm Plug Above Driver's Kick Panel
POWER DOOR LOCK (-)	WHITE/BLUE	Large Connector In Driver's Kick Panel
POWER DOOR UNLOCK (-)	WHITE/GREEN	Large Connector In Driver's Kick Panel
LEFT FRONT DOOR TRIGGER (-)	GREEN	Green OEM Alarm Plug Above Driver's Kick Panel
RIGHT FRONT DOOR TRIGGER (-)	LT.GREEN/RED	
REAR DOORS TRIGGER (-)	GREEN/WHITE	
TRUNK TRIGGER (-)	RED	Green OEM Alarm Plug Above Driver's Kick Panel
TACHOMETER	BLUE	Small Plug On Passenger Side Of Battery
BRAKE WIRE (+)	WHITE/BLACK	At Brake Pedal Switch
HORN TRIGGER (-)	ORANGE	Green OEM Alarm Plug Above Driver's Kick Panel
LEFT FRONT WINDOW UP	RED/BLACK	At Driver Window Motor Inside Door
LEFT FRONT WINDOW DOWN	RED/YELLOW	At Driver Window Motor Inside Door
RIGHT FRONT WINDOW UP	BLUE/RED	Harness In Driver's Kick From Driver Door
RIGHT FRONT WINDOW DOWN	BLUE/WHITE	Harness In Driver's Kick From Driver Door
LEFT REAR WINDOW UP	BROWN/WHITE	Harness In Driver's Kick From Driver Door
LEFT REAR WINDOW DOWN	BROWN	Harness In Driver's Kick From Driver Door
RIGHT REAR WINDOW UP	BLUE/ORANGE	Harness In Driver's Kick From Driver Door
RIGHT REAR WINDOW DOWN	BROWN/YELLOW	Harness In Driver's Kick From Driver Door



This vehicle is equipped with a factory Immobilizer system. This must be bypassed when installing a remote start system.



WIRING INFORMATION 2002 Honda Civic

WIRE	WIRE COLOR	LOCATION
12V CONSTANT WIRE	WHITE	Ignition harness
12V IGNITION WIRE	BLACK/YELLOW	Ignition harness
STARTER WIRE	BLACK/WHITE	Ignition harness
12V ACCESSORY WIRE	BLACK/RED	Ignition harness
SECOND ACCESSORY WIRE	WHITE/RED	Ignition harness
PARKING LIGHTS (-)	BLUE	Green OEM Alarm Plug Above Driver's Kick Panel
POWER DOOR LOCK (-)	WHITE/BLUE	Large Connector In Driver's Kick Panel
POWER DOOR UNLOCK (-)	WHITE/GREEN	Large Connector In Driver's Kick Panel
LEFT FRONT DOOR TRIGGER (-)	GREEN	Green OEM Alarm Plug Above Driver's Kick Panel
RIGHT FRONT DOOR TRIGGER (-)	LT.GREEN/RED	
REAR DOORS TRIGGER (-)	GREEN/WHITE	
TRUNK TRIGGER (-)	RED	Green OEM Alarm Plug Above Driver's Kick Panel
TACHOMETER	BLUE	Small Plug On Passenger Side Of Battery
BRAKE WIRE (+)	WHITE/BLACK	At Brake Pedal Switch
HORN TRIGGER (-)	ORANGE	Green OEM Alarm Plug Above Driver's Kick Panel
LEFT FRONT WINDOW UP	RED/BLACK	At Driver Window Motor Inside Door
LEFT FRONT WINDOW DOWN	RED/YELLOW	At Driver Window Motor Inside Door
RIGHT FRONT WINDOW UP	BLUE/RED	Harness In Driver's Kick From Driver Door
RIGHT FRONT WINDOW DOWN	BLUE/WHITE	Harness In Driver's Kick From Driver Door
LEFT REAR WINDOW UP	BROWN/WHITE	Harness In Driver's Kick From Driver Door
LEFT REAR WINDOW DOWN	BROWN	Harness In Driver's Kick From Driver Door
RIGHT REAR WINDOW UP	BLUE/ORANGE	Harness In Driver's Kick From Driver Door
RIGHT REAR WINDOW DOWN	BROWN/YELLOW	Harness In Driver's Kick From Driver Door



This vehicle is equipped with a factory Immobilizer system. This must be bypassed when installing a remote start system.



WIRING INFORMATION 2003 Honda Civic

WIRE	WIRE COLOR	LOCATION
12V CONSTANT WIRE	WHITE	Ignition harness
12V IGNITION WIRE	BLACK/YELLOW	Ignition harness
STARTER WIRE	BLACK/WHITE	Ignition harness
12V ACCESSORY WIRE	BLACK/RED	Ignition harness
SECOND ACCESSORY WIRE	WHITE/RED	Ignition harness
PARKING LIGHTS (-)	BLUE	Green OEM Alarm Plug Above Driver's Kick Panel
POWER DOOR LOCK (-)	WHITE/BLUE	Large Connector In Driver's Kick Panel
POWER DOOR UNLOCK (-)	WHITE/GREEN	Large Connector In Driver's Kick Panel
LEFT FRONT DOOR TRIGGER (-)	GREEN	Green OEM Alarm Plug Above Driver's Kick Panel
RIGHT FRONT DOOR TRIGGER (-)	LT.GREEN/RED	
REAR DOORS TRIGGER (-)	GREEN/WHITE	
TRUNK TRIGGER (-)	RED	Green OEM Alarm Plug Above Driver's Kick Panel
TACHOMETER	BLUE	Small Plug On Passenger Side Of Battery
BRAKE WIRE (+)	WHITE/BLACK	At Brake Pedal Switch
HORN TRIGGER (-)	ORANGE	Green OEM Alarm Plug Above Driver's Kick Panel
LEFT FRONT WINDOW UP	RED/BLACK	At Driver Window Motor Inside Door
LEFT FRONT WINDOW DOWN	RED/YELLOW	At Driver Window Motor Inside Door
RIGHT FRONT WINDOW UP	BLUE/RED	Harness In Driver's Kick From Driver Door
RIGHT FRONT WINDOW DOWN	BLUE/WHITE	Harness In Driver's Kick From Driver Door
LEFT REAR WINDOW UP	BROWN/WHITE	Harness In Driver's Kick From Driver Door
LEFT REAR WINDOW DOWN	BROWN	Harness In Driver's Kick From Driver Door
RIGHT REAR WINDOW UP	BLUE/ORANGE	Harness In Driver's Kick From Driver Door
RIGHT REAR WINDOW DOWN	BROWN/YELLOW	Harness In Driver's Kick From Driver Door



This vehicle is equipped with a factory Immobilizer system. This must be bypassed when installing a remote start system.



WIRING INFORMATION 2004 Honda Civic

WIRE	WIRE COLOR	LOCATION
12V CONSTANT WIRE	WHITE	Ignition harness
12V IGNITION WIRE	BLACK/YELLOW	Ignition harness
STARTER WIRE	BLACK/WHITE	Ignition harness
12V ACCESSORY WIRE	BLACK/RED	Ignition harness
SECOND ACCESSORY WIRE	WHITE/RED	Ignition harness
PARKING LIGHTS (-)	BLUE	Green OEM Alarm Plug Above Driver's Kick Panel
POWER DOOR LOCK (-)	WHITE/BLUE	Large Connector In Driver's Kick Panel
POWER DOOR UNLOCK (-)	WHITE/GREEN	Large Connector In Driver's Kick Panel
LEFT FRONT DOOR TRIGGER (-)	GREEN	Green OEM Alarm Plug Above Driver's Kick Panel
RIGHT FRONT DOOR TRIGGER (-)	LT.GREEN/RED	
REAR DOORS TRIGGER (-)	GREEN/WHITE	
TRUNK TRIGGER (-)	RED	Green OEM Alarm Plug Above Driver's Kick Panel
TACHOMETER	BLUE	Small Plug On Passenger Side Of Battery
BRAKE WIRE (+)	WHITE/BLACK	At Brake Pedal Switch
HORN TRIGGER (-)	ORANGE	Green OEM Alarm Plug Above Driver's Kick Panel
LEFT FRONT WINDOW UP	RED/BLACK	At Driver Window Motor Inside Door
LEFT FRONT WINDOW DOWN	RED/YELLOW	At Driver Window Motor Inside Door
RIGHT FRONT WINDOW UP	BLUE/RED	Harness In Driver's Kick From Driver Door
RIGHT FRONT WINDOW DOWN	BLUE/WHITE	Harness In Driver's Kick From Driver Door
LEFT REAR WINDOW UP	BROWN/WHITE	Harness In Driver's Kick From Driver Door
LEFT REAR WINDOW DOWN	BROWN	Harness In Driver's Kick From Driver Door
RIGHT REAR WINDOW UP	BLUE/ORANGE	Harness In Driver's Kick From Driver Door
RIGHT REAR WINDOW DOWN	BROWN/YELLOW	Harness In Driver's Kick From Driver Door



This vehicle is equipped with a factory Immobilizer system. This must be bypassed when installing a remote start system.



WIRING INFORMATION 2005 Honda Civic

WIRE	WIRE COLOR	LOCATION
12V CONSTANT WIRE	WHITE	Ignition harness
12V IGNITION WIRE	BLACK/YELLOW	Ignition harness
STARTER WIRE	BLACK/WHITE	Ignition harness
12V ACCESSORY WIRE	BLACK/RED	Ignition harness
SECOND ACCESSORY WIRE	WHITE/RED	Ignition harness
PARKING LIGHTS (-)	BLUE	Green OEM Alarm Plug Above Driver's Kick Panel
POWER DOOR LOCK (-)	WHITE/BLUE	Large Connector In Driver's Kick Panel
POWER DOOR UNLOCK (-)	WHITE/GREEN	Large Connector In Driver's Kick Panel
LEFT FRONT DOOR TRIGGER (-)	GREEN	Green OEM Alarm Plug Above Driver's Kick Panel
RIGHT FRONT DOOR TRIGGER (-)	LT.GREEN/RED	
REAR DOORS TRIGGER (-)	GREEN/WHITE	
TRUNK TRIGGER (-)	RED	Green OEM Alarm Plug Above Driver's Kick Panel
TACHOMETER	BLUE	Small Plug On Passenger Side Of Battery
BRAKE WIRE (+)	WHITE/BLACK	At Brake Pedal Switch
HORN TRIGGER (-)	ORANGE	Green OEM Alarm Plug Above Driver's Kick Panel
LEFT FRONT WINDOW UP	RED/BLACK	At Driver Window Motor Inside Door
LEFT FRONT WINDOW DOWN	RED/YELLOW	At Driver Window Motor Inside Door
RIGHT FRONT WINDOW UP	BLUE/RED	Harness In Driver's Kick From Driver Door
RIGHT FRONT WINDOW DOWN	BLUE/WHITE	Harness In Driver's Kick From Driver Door
LEFT REAR WINDOW UP	BROWN/WHITE	Harness In Driver's Kick From Driver Door
LEFT REAR WINDOW DOWN	BROWN	Harness In Driver's Kick From Driver Door
RIGHT REAR WINDOW UP	BLUE/ORANGE	Harness In Driver's Kick From Driver Door
RIGHT REAR WINDOW DOWN	BROWN/YELLOW	Harness In Driver's Kick From Driver Door

This vehicle is equipped with a factory Immobilizer system. This must be bypassed when installing a remote start system.





WIRING INFORMATION 2006 Honda Civic

WIRE	WIRE COLOR	LOCATION
12V CONSTANT WIRE	WHITE	Ignition harness
12V IGNITION WIRE	BLUE	Ignition harness
STARTER WIRE	YELLOW	Ignition harness
12V ACCESSORY WIRE	ORANGE	Ignition harness
SECOND ACCESSORY WIRE	RED	Ignition harness
PARKING LIGHTS (-)	RED	Harness In Driver's Kick Panel Or 42-Pin Connector At Top Of Fuse Box
POWER DOOR LOCK (-)	GREEN or BLUE	Harness In Driver's Kick Panel or 34-Pin Plug On Back Of Fuse Box Under Dash
POWER DOOR UNLOCK (-)	GRAY	Harness In Driver's Kick Panel or 34-Pin Plug On Back Of Fuse Box Under Dash
LEFT FRONT DOOR TRIGGER (-)	GREEN	42-Pin Connector At Top Of Fuse Box
RIGHT FRONT DOOR TRIGGER (-)	LT.GREEN	
LEFT REAR DOOR TRIGGER (-)	BROWN	
RIGHT REAR DOOR TRIGGER (-)	GREY	
TRUNK TRIGGER (-)	BLUE	42-Pin Connector At Top Of Fuse Box
TRUNK RELEASE (+)	GREEN	42-Pin Connector At Top Of Fuse Box
FACTORY ALARM ARM (-)	ORANGE	Harness In Driver's Kick Panel or 34-Pin Plug On Back Of Fuse Box Under Dash
FACTORY ALARM DISARM (-)	BROWN	Harness In Driver's Kick Panel or 34-Pin Plug On Back Of Fuse Box Under Dash
Test arm/disarm wires while turning the key in the driver door.		
TACHOMETER	Wire NOT BLACK/WHITE, BLACK, or YELLOW/BLACK	Any Ignition Coil Or Fuel Injector
BRAKE WIRE (+)	LT.GREEN	At Brake Pedal Switch
HORN TRIGGER (-)	ORANGE	In harness At Steering Column
LEFT FRONT WINDOW UP	YELLOW or RED	At Driver Window Motor Inside Door
LEFT FRONT WINDOW DOWN	GREEN	At Driver Window Motor Inside Door
RIGHT FRONT WINDOW UP	ORANGE	Harness In Driver's Kick From Driver Door
RIGHT FRONT WINDOW DOWN	BROWN	Harness In Driver's Kick From Driver Door
LEFT REAR WINDOW UP	GREEN	Harness In Driver's Kick From Driver Door
LEFT REAR WINDOW DOWN	PURPLE	Harness In Driver's Kick From Driver Door
RIGHT REAR WINDOW UP	LT.BLUE	Harness In Driver's Kick From Driver Door
RIGHT REAR WINDOW DOWN	RED	Harness In Driver's Kick From Driver Door
This vehicle is equipped with a factory Immobilizer system. This must be bypassed when installing a remote start system.		